



Red Class

Year 4

CURRICULUM & GENERAL INFORMATION

Staffing

Mr Jones – Class Teacher
Mrs Cassell – Teaching Assistant

Mrs Appleton – Science and RE (PPA cover – Term 2, 4 and 6)
Mrs Willis – Art/DT Teacher (Terms 1, 3 and 5)
Mrs Salt – Spanish Teacher
Miss Brown – Sports Coach

Mrs Kirkbride – Headteacher
Mrs Vitiello – Deputy Headteacher and SENCo
Mr Adkins – KS2 Lead

Meet Our Governors



Jonathan Richardson
Chair of Governors/Local Authority Governor



Michele Kirkbride
Headteacher



Janet Harris
Co-opted Governor



Sienna Constantine
Staff Governor



Tracey Hills
Co-opted Governor

Ethelbert Road Governors



Amy Kelleher
Parent Governor



Rebecca Faithfull Quinlan
Parent Governor



Vanessa Bull
Co-opted Governor



Elaine Parkinson
Co-opted Governor



Lyn Jardine
Co-opted Governor



Siobhan Price
Co-opted Governor



Sally Stoker
Safeguarding / Co-opted Governor

Safeguarding

Safeguarding our children is a very important part of our practice and it is important that parents are confident and knowledgeable about the school's arrangements to keep their child safe. Information for parents can be found on our website under the 'Our School' tab.

<https://www.ethelbert-road.kent.sch.uk/safeguarding>

If you would like any further information or have any questions, please do not hesitate to contact Mrs. Kirkbride (Headteacher and DSL) at headteacher@ethelbert-road.kent.sch.uk



Are you worried about a child in our school?

Safeguarding is everyone's responsibility

If you are concerned about a child in our school, please speak to someone today.

Staff should always act in the best interests of the child. Don't assume that a colleague or another professional will [take action](#). If you have any concerns about a child's welfare act on them immediately.

Safeguarding Governors

Sally Stoker
David Haigh

Our Safeguarding Team

 Mrs Kirkbride Headteacher	 Mrs Vitello Deputy/SENCO	 Mrs Cornell Mental Health and Wellbeing	 Mrs Rix Early Years
--	---	--	--

ANY concerns regarding the safety or well-being of any child in the school will be recorded by staff on CPOMS. Visitors or volunteers must speak to one of the Designated Safeguarding Lead (DSL) if they have any concerns. All concerns about staff, parents, governors, visitors and volunteers should be brought to the Headteacher's attention straight away.

In the event of an emergency or if the above staff are not contactable, please ring the following numbers for advice or consultation.

Area Safeguarding Adviser – 030004185503
Central Duty Team – 03000 411111 (out of hours 03000 419191)

Education Safeguarding Service

Kent County Council

Our School Rules



BE SAFE



BE KIND



BE READY

Be Safe

We walk in school

We ask adults for help

We tie long hair up

We line up quietly

We are honest



We wait our turn

We keep the classroom tidy

We follow instructions

We make the right choices

Be Kind

We use kind hands

We listen to others

We use kind words

We use manners

We use kind feet



We have a caring heart

We think of others' feelings

We look after property
and the environment

We accept everyone is special

Be ready

We come to school on time

We wear our school uniform

We listen



We ask questions

We do our homework

We are curious

We have the right equipment

We take part in lessons

We have good learning behaviours



Recognition Board

House Points

Celebration Assembly



Expectations in Year 4

Your children are in the second year of KS2 – (the juniors).

As they continue to progress through KS2, your children will be encouraged to be more and more independent.

Children will be encouraged to be responsible for their own belongings, including their pencil cases and other classroom equipment.

Pencil Cases

In Year 4, the children are very welcome to bring a pencil case into school.

General Content:

Pencils (ideally including a spare for when one needs sharpening)

Pencil Sharpener

Glue Stick

Eraser

Ruler

Colouring Pencils



Uniform



<p>Winter</p> <ul style="list-style-type: none">-Purple sweatshirt, cardigan or fleece with school logo-Yellow polo shirt with school logo-Smart grey trousers or smart grey shorts-Grey skirt or grey pinafore dress-Grey, black, white or coloured socks or tights-Sensible, easily fastened coats-Black shoes or black flat boots (no trainers or high heeled shoes please)	<p>Summer</p> <ul style="list-style-type: none">-Purple Sweatshirt, cardigan or fleece with school logo-Yellow polo shirt with school logo-Smart grey shorts or smart grey trousers-Purple or yellow checked dresses-Light, rain coat-Black shoes (no trainers or high heeled shoes please) or closed-toe sandals (no crocs please)
<p>P.E. Kit</p> <ul style="list-style-type: none">-Purple hoody with school logo-Purple T-shirt with school logo-Black Shorts-Black tracksuit bottoms or black leggings-Sports trainers-Small bag or rucksack (we have limited space so no large rucksacks please)	<p>Bookbag</p> <ul style="list-style-type: none">-Purple or blue bookbag, with school logo, that must fit in their tray.


- Earrings (small plain studs)

- Hair (should be tied back)

Water Bottles and Snack

In Year 4, all children are expected to have a water bottle in school.

The children can bring in a healthy snack. This could be a piece of fruit, dried fruit, a vegetables, a fruit roll up, healthy crackers, oatcakes, rice cakes, breadsticks or a piece of cheese.



Home Time and Dismissal

The children enter and exit the school through the back door.

The back door will be open from 8:40am and children should be collected from the back door area at 3:15pm. Registers close at 8:50am so children should arrive at school before this time.

If someone else is collecting your child, please let us know in the morning, contact the office (they will pass a message on to us) or the class email.

Timetable

Time	Monday	Tuesday	Wednesday	Thursday	Friday
08:45	EMW	EMW	EMW	EMW	EMW
09:00	Assembly	Spelling	KS2 Assembly	Topic	Spelling/TT Check
09:15					Topic
09:30	Spanish				
09:45					
10:00	Topic	Spanish	Topic	Topic	
10:15					
10:30	Break	Break	Break	Break	Break
10:45	Wake and Shake	Wake and Shake	Wake and Shake	Wake and Shake	Wake and Shake
11:00	Maths	Maths	Maths	Maths	Maths
11:15					
11:30					
11:45					
12:00	Lunch	Lunch	Lunch	Lunch	Lunch
12:15					
12:30					
12:45					
13:00	Fitness Computing	Reading	Handwriting	Reading	PSHE Music
13:15		Art/D.T.		Science	
13:30					
13:45					
14:00		Singing Assembly	Celebration Assembly		
14:15					
14:30					
14:45					
15:00	Story Time	Story Time	Story Time	Story Time	Story Time
15:15	Home Time	Home Time	Home Time	Home Time	Home Time

Termly Curriculum Map



The termly map identifies the specific topics that we will cover for the different subjects during each term and is available on our class page.

It can be found via the curriculum link.

Topic

During Topic sessions, the children will be covering English, History and Geography objectives.

Term 1 - The Ancient Egyptians

Term 2 - Christmas Production

Term 3 - Road Trip USA

Term 4 - Rivers, Mountains and the Water Cycle

Term 5 - Anglo-Saxons

Term 6 - Anglo-Saxon Canterbury

Supporting your child in reading and writing

READING: frequently listening to and reading to your child

questioning

discussing their ideas

becoming a library member



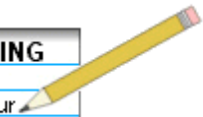
WRITING: keeping diaries

letter writing/emailing family and friends

'fun writing' using coloured pencils or different writing implements

'play' with words

Spellings



SPELLING	
1.	dinosaur
2.	pollution
3.	quality
4.	disconnect
5.	exercise
6.	secretary

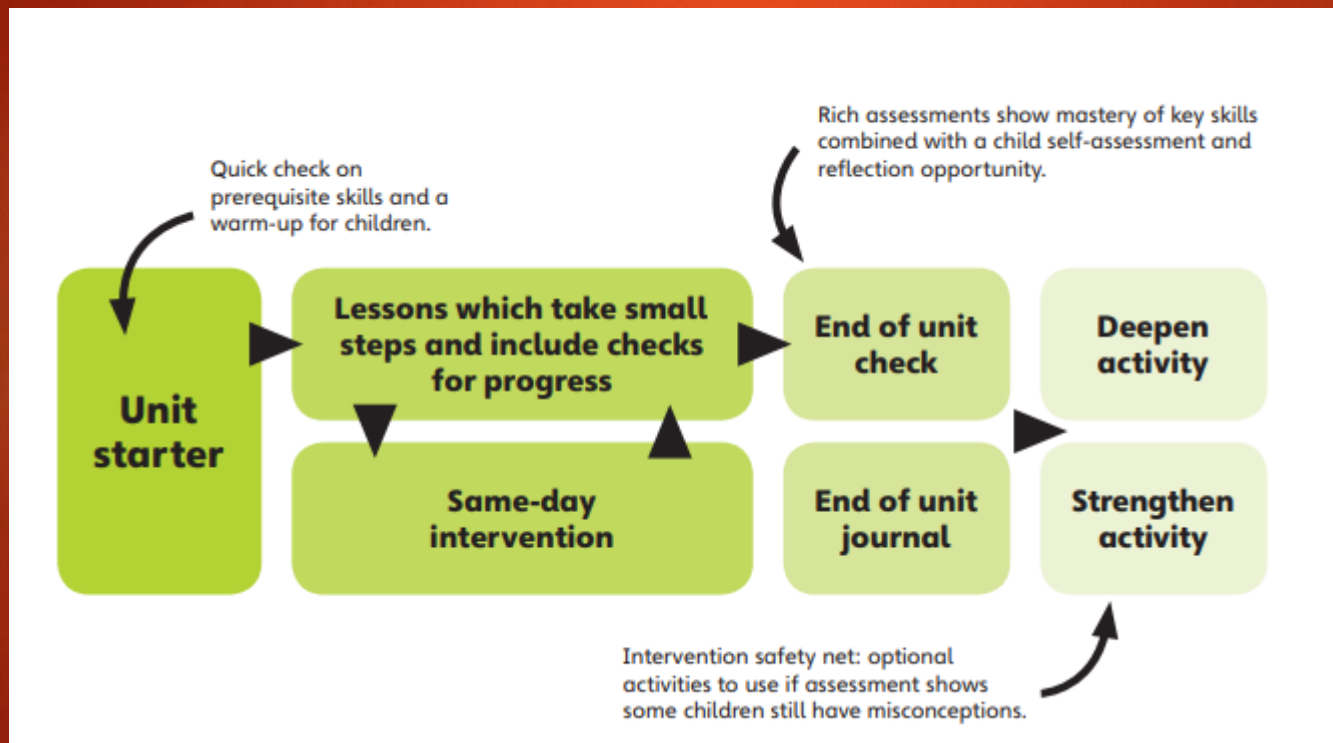
Spellings will be given on Monday, ready for 'checking' in class on Friday.

Ways in which you can support your child's spelling skills and ability by:

- *Practising the spelling of common exception words
- *Crosswords/word puzzles
- *Playing scrabble/boggle/hangman
- *Shopping lists
- *Playing games on www.spellingframe.co.uk

Maths

Mastery Approach



Supporting your child in Maths



Play board games such as Monopoly, Ludo, Backgammon, Shut the Box, card games, Sudoku, etc.

Encourage your child to be involved with cooking (weighing and measuring) and shopping (using money).



Talk about time! Plan events together to help your child to work out timings.

Times Table Check

The children will take a Times Table Check at the end of Year 4 (June 2024).

It will check children's multiplication and division knowledge using times tables up to 12x12. Each question will have a 6 second time limit — similar to the TTRockstars 'Soundcheck'.

CATs

The children will take CATs (Cognitive Assessment Tests) later in Year 4 (May or June).

Homework

Spellings

Spellings will go out on Monday and will be checked in school the following Friday.

Reading

Reading is essential to ALL areas of learning. Children should be reading at home regularly, ideally for 15 minutes or more per night. Reading Records should be taken home every night and returned the school the next day. Children can independently record their reading at home or alternatively, if you are reading together, you may wish to make a note yourself.

Times Tables

Times Tables will be set on Monday and will be checked in school the following Friday. Children can access TTRockstars at home and at school to support their learning.



PE

Our P.E. session will be on Thursday afternoons (often with Year 3 children). Please send your child to school in their PE kit.

We will go out in all weathers so please dress appropriately for all weathers and bring in a rain coat if necessary.

Swimming

The children are having swimming sessions on Wednesday afternoon (Term 1).

Fitness Session

The children will have an additional short fitness session on Monday afternoon (Term 2 onwards).

Faversham Gym

We will be going to the gym during Term 4.

PSHE

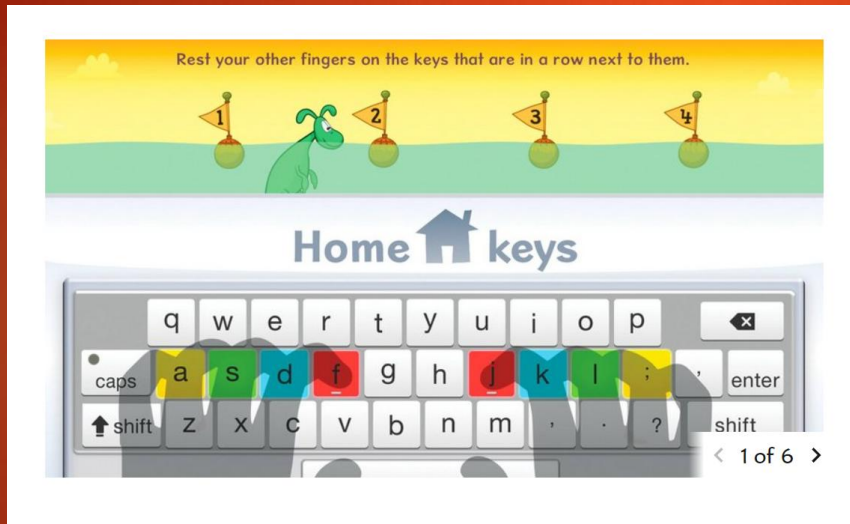
Previously, we year introduced a new PSHE scheme covering Health and Wellbeing, Relationships and Living in the Wider World.

Please take the time to read the 'Parent's Document' on our PSHE page to familiarise yourselves with the content that will be delivered to your children.

<https://www.ethelbert-road.kent.sch.uk/lifewise-scheme/>

Computing

Nessy Fingers — Touch Typing (at School and at Home)



BBC Dance Mat -

<https://www.bbc.co.uk/bitesize/topics/zf2f9j6/articles/z3c6tfr>

Online Safety

Our children are growing up in a world which is becoming more and more dependent on and accustomed to the digital world. Technology is such a big part of our lives now; there's no escaping it and there are many positives that we can gain from it so long as we can navigate it properly. This is why it is crucial that we help our children to learn how to safely participate!

Think of online safety in the same way you would road safety, we wouldn't tell our children that they should never cross a road or even go near a road but we teach them strategies: listen out for vehicles, look both ways. When they are tiny, children will be carried. As they get older, they will hold a grown-up's hand and eventually, they will cross independently, assessing the risks and using the strategies they've learned.



Online Safety

The e-safety page on our school website (<https://www.ethelbert-road.kent.sch.uk/e-safety/>) details how we ensure we are keeping your children safe in school.

However, there are many resources available to support parents with teaching online safety at home, including some useful resources that help with filtering and parental controls as well as advice on communication with your children about their online experiences.

<https://www.internetmatters.org/>

<https://www.ceopeducation.co.uk/parents/>

<https://www.nspcc.org.uk/keeping-children-safe/online-safety/talking-child-online-safety/>

<https://saferinternet.org.uk/guide-and-resource/parents-and-carers>

SEND

SEND stands for Special Educational Needs and Disability. Our SENCo (SEN Co-Ordinator) is Mrs Vitiello.

At Ethelbert Road, we constantly monitor the progress and attainment of all pupils. Most pupils make good progress on their learning journey from EYFS to year 6 through our high-quality day to day teaching and our normal provision, following the Mainstream Core Standards (a framework to support pupils with SEND).

Most children need some level of additional support whilst at school and you will be informed and kept updated if this is the case for your child.

If you have concerns about your child and wish to discuss this further, please speak to me and we can arrange a meeting (if you wish). I will consult with Mrs Vitiello and will arrange further meetings where appropriate.

If your child has a Special Educational Need they will be placed on the SEN register after a discussion with parents/ carers.

For more information about our SEN provision, including the Mainstream Core Standards and relevant policies, visit our website on <https://www.ethelbert-road.kent.sch.uk/special-educational-needs-and-disability/>.

Class Provision Maps

We are spending the first few weeks of term getting to know your children and assessing their need for any additional support.

If your child is in receipt of additional support, you will receive a Provision Maps detailing that support.

Red Class Page

Year 4

[Home](#) >> [Our School](#) >> [Class Pages](#) >> [Year 4](#)

Welcome to **RED CLASS!**



Term 1

We hope you have had a fantastic and restful summer!

Our topic for Term 1 is The Ancient Egyptians!

- Drop off **8.40 am** / Pick up **3.15pm at the back door**
- **Spellings** will be given out on **Mondays** and **checks** will take place each **Friday**.
- **Reading records** (and possibly reading books) must be **taken home every evening** and **returned every morning**. These will be **collected** and **checked** on **Monday mornings**.
- **PE** is on **Thursday afternoons** - please come to school in your PE kit.
- We will have **swimming sessions** at Faversham Swimming Pool in Term 1. This will be on **Wednesday afternoons** (**beginning 13.09.23**). Please come to school with your **swimming kit** and your **towel**.

Related Links

[Welcome](#)

[School Development ...](#)

[Class Pages](#)

[Safeguarding](#)

[E-Safety](#)

[Who's Who](#)

[Admission to Recepti...](#)

[School Council](#)

[Gallery](#)

[Cultural Capital](#)

[Freedom of Informati...](#)

[Equality Objectives S...](#)

[Fundraising and The ...](#)

[Remote Learning](#)

[Video Resource Centre](#)

Communication

Communication is really essential. If there is important information which the class teacher needs to know, please let the office know via email, email the class email address or write a note.

If there is something urgent which you need to talk about, the staff in the school office will always try to find someone who can help you if the class teacher is teaching.

If what you need to speak about requires a longer discussion, please email to arrange a mutually convenient time with the class teacher.

If you would like to talk to someone in confidence about a safeguarding issue or family circumstances, please speak to Mrs Kirkbride who is our Designated Safeguarding Lead. In her absence, please speak to Mrs Vitiello or Mrs Cornall who are the Deputy Designated Safeguarding Officers.

Email me at...

y4@ethelbert-road.kent.sch.uk

Each year group has their own email address to help parents communicate with their child's teacher. Please note that the teachers will check their emails Monday-Friday between 3:30-4:00pm. Due to the teacher's workload, we may not be able to respond on the same day, however please be reassured they will get back to you as soon as possible. If you have an urgent issue, please contact school via the school office.

Please continue to email the office with any absence/holiday/medical issues and general enquiries.

Can you help us?

Do you have any talents you can share with us or any expertise our children could learn from?

Do you have any time where you could help out by being a volunteer reader, be part of the school fundraising groups or support in any other way?

Please let me know if you can help out in any way!

Any Questions?

