



Welcome to

Yellow Class

Year 2



# Who's who in Year 2?

**Class Teacher:**

**Mrs A Kelleher**

**Teaching Assistant:**

**Mrs J Starkey**

**PPA Cover:**

(Art and DT on Monday afternoons):

**Mrs J Willis**

**Spanish Teacher:**

(Tuesday mornings)

**Mrs K Salt**

**Violin Teacher:**

(Thursday afternoons)

**Ms J Saul**

**Sports Assistant:**

(Friday afternoons)

**Miss Brown**



# Contacts

Email me: [y2@ethelbert-road.kent.sch.uk](mailto:y2@ethelbert-road.kent.sch.uk)

Communication between parents and teachers is vital - even the smallest shared issue may have an impact on your child's wellbeing/learning/behaviour for that day/week/month.

- Emails will be checked and responded to within 3 days.
- If you have an urgent issue, please contact school via the school office. Continue to email the office at **office@ethelbert-road.kent.sch.uk** with any absence/holiday/medical issues and general enquiries.



# Drop-off and Pick-up Times

- The children will enter and exit the school via our Yellow Class door.
- The gates open at 8.35am and our classroom door will open at 8.40am when the bell is rung. Collection is at 3:15pm – thank you all for being so prompt with this.
- Please help us to be vigilant during drop off and pick-up times. It is important that we can see the children going with their grown-ups.
- If someone else is collecting your child, please let us know in the morning or contact the office (they will pass a message on to us). Thank you.



# Our School Rules



BE SAFE



BE KIND



BE READY

## Be Safe

We walk in school

We ask adults for help

We tie long hair up

We line up quietly

We are honest



We wait our turn

We keep the classroom tidy

We follow instructions

We make the right choices

## Be Kind

We use kind hands

We listen to others

We use kind words

We use manners

We use kind feet

We have a caring heart

We think of others' feelings

We look after property and the environment

We accept everyone is special



## Be ready

We come to school on time

We wear our school uniform

We listen



We ask questions

We do our homework

We are curious

We have the right equipment

We take part in lessons

We have good learning behaviours



# Recognition Board

As a class, we will decide upon something that we wish to improve. This target will be related to one of our **3 School Rules**. The aim is for every child to get their photo displayed on the Recognition Board by the end of the period for achieving that target.



# Celebration Assembly

This will take place on Friday afternoons. The children will be able to take Star Bear home for the weekend and also receive a Certificate celebrating their achievements.





“It’s okay to make mistakes.”

Have a go...  
you might  
surprise  
yourself!

We can  
learn  
from our  
mistakes.



# Topics for the Year

**Term 1: Grace Darling and the RNLI**

**Term 2: The Gunpowder Plot. Also, we enjoy a poetry focus related to Autumn & Fireworks.**

**Term 3: China**

**Term 4: The History of Flight (a focus on The Wright Brothers, Bessie Coleman and Amy Johnson)**

**Term 5: Into the Woods**

**Term 6: Hot, Hot, Hot! (a focus on deserts)**



# Educational Trips/Visits

- Term 1: Grace Darling Workshop at Chatham Dockyard  
The cost is £15.00 per pupil and this includes a Grace Darling Workshop, a fully guided tour, a rope-making workshop and a submarine tour. We will be accompanied all day by a member of the Education Staff at Chatham.
- Term 2: Autumn Walk around the local area
- Term 3: Chinese dancers visit school
- Term 5: Visit to Syndale Farm (Mrs Clinch's Farm) related to our learning about plants and Geography (mapping skills)
- Term 6: Wildwood in Term 6 (linked to food chains learning in Science)



# WEBSITE

Year 2 | Ethelbert  
Road Primary School  
([ethelbert-  
road.kent.sch.uk](http://ethelbert-<br/>road.kent.sch.uk))



# Termly Curriculum Map

This is for parents/carers and details our learning in all of the different subjects/areas of the curriculum for that term (available on the website).

## Maths

In Term 1, there is a focus on having a secure and thorough understanding of place value (tens and ones). We will also learn about addition and subtraction with 1 and 2-digit numbers.

We will have regular fluency sessions in addition to our main Maths lessons; these will develop our fluency, mental calculations and recall with number facts such as number bonds, doubles, halves, etc.

## RE – Islam

We will be considering the question: Who is a Muslim and what do they believe?

**Spanish** This term our topic in Spanish is "Bajo el mar - under the sea". We will have fun counting to 15 and learning the names of sea creatures through games, songs and rhymes.

**P.E.** In Games, we will develop our throwing and catching skills. In Gymnastics, we will be working on forward rolls, the plank, balancing and holding body shapes.

**Art/DT** We will use watercolours to paint pirates and a treasure map. We will be inspired by the seascapes of Turner and recreate our own using watercolours.

**PHSE** This term, we will learn about screen time safety, feeling happy, feeling sad and positive relationships.

**English** We start off the term with writing a letter linked to the book, 'Dear Teacher' by Amy Husband. We will also imagine that we are one of the survivors of the Forfarshire shipwreck, writing a letter thanking Grace Darling. We will expand noun phrases to describe settings and characters, related to pirate-themed books. In grammar, we will learn how to use conjunctions to join two clauses within a sentence: subordination (using when, if, that or because) and coordination (using or, and, but). We will have daily Rocket Phonics lessons, as well as whole-class handwriting lessons. Reading in class will be a combination of whole class, guided (group) reading and individual reading sessions. Spellings checks will take place on Fridays and will be linked to our learning in Rocket Phonics lessons.

## Grace Darling and the RNLI

### Year 2 Term 1

#### Subject Specific Vocabulary

Vocabulary / 'wow' words				
Grace Darling	Longstone Lighthouse	Farne Islands	storm	
scary	terrible	ferocious	fierce	ship
shipwreck	sailors	lifeboat	brave	rescue
heroine	rowing boat	silver medal	Grace Darling memorial	

#### Magic Moments (Enrichment)

##### Trip to Chatham Dockyard

Date TBC

We will take part in a Grace Darling drama workshop, make rope in the ropery and go on HMS Ocelot (a submarine). If your child doesn't want to go on the submarine, please let me know. Thank you.

#### Computing: IT All Around Us

We will develop our understanding of what information technology (IT) is and begin to identify examples. We will discuss where we have seen IT in school and beyond, in settings such as shops, hospitals, and libraries. We will then investigate how IT improves our world, and learn about the importance of using IT responsibly.

#### Exciting Books



#### Topic – How did Grace Darling's heroic actions shape the development of the RNLI?

Throughout term 1, we will learn about Grace Darling (our significant person this year). We will then learn about the vital role of the RNLI in saving lives at sea and how the development of lifeboats has changed over the years. We will also notice similarities and differences between Grace's boat and those of today.

#### Science: Water Jelly Beads Investigation / Floating & Sinking

We will begin our Science learning by observing the changes to water jelly beads when placed in different liquids. We will be developing our working scientifically skills through this learning. Towards the end of Term 1, we will design, make and test boats to see if they will float or sink.

**Music** We will improvise rhythms along to a backing track using the note C or G. • Compose call-and-response music. • Play the melody on a tuned percussion instrument. • Sing with good diction. • Recognise and play echoing phrases by ear

# Home Learning Tasks



## Reading

This is the most important home learning task for KS1 children. I will talk more about reading in a moment.

## Spellings

Spellings will be **uploaded to the website** and checking will take place on the following Friday. Spellings will comprise of Phonics based words, tricky words and statutory words from the National Curriculum. [Spellings | Ethelbert Road Primary School](#)

## Times Table Rockstars

This will start in 2 weeks' time and logins will be sent home. In Year 2, the focus is on knowing the 2, 5 and 10 times tables and related division facts. Also, the children are expected to be able to count in 3s by the end of the year.

## Topic-Based Home Learning

The children will be set project-type home learning tasks related to our learning in class, approximately 3 per year. The first one will be set in a few weeks' time (in preparation for our learning in Term 2).



# Reading

In Year 2, there are 4 main ways in which reading is learnt:

1. Guided (group) reading sessions
2. Reading Comprehension (weekly on *most* Fridays)
3. Individual reading (mainly Rocket Phonics books)
4. Shared (whole class) reading

- As parents, one of the best things **you can do at home is support your child's reading development**. Please try to hear them read frequently (little and often is best with reluctant readers) and offer encouragement and support when they find it hard to decode new words.
- Also, read **to** them and introduce them to tricker vocabulary – this is a great way of improving their understanding of language.
- **Discuss texts**, eg. 'Why did that character do that? What do you think will happen next? Why did he choose to .....?' etc. Remember, that, ultimately, we read to decode meaning and learn new things.
- Remember to **read a range of texts** – stories, poems, non-fiction, comics, etc.
- There are some wonderful children's books out there so please do encourage your child to read for pleasure too.



# Rocket Phonics

/ai/

ai



train

ay



crayon

a-e



cake

a



acorn

eigh



eight

ei



reindeer

ea



break

ey



grey

# Phonemes & Graphemes

Poster 4/6

Reading Plan: Rocket Phonics Copyright © 2022

/ee/

ee



bee

e-e



scene

ie



shield

ea



peach

y



happy

ey



key

e



secret

/igh/

igh



light

i



child

i-e



time

ie



pie

y



spy



# Phonics Check

- Any children who didn't pass the check in Year 1 will have the opportunity to take the Phonics Check during the w/c Monday **8<sup>th</sup> June 2026.**

[2019 phonics screening check: pupils' materials \(publishing.service.gov.uk\)](#)

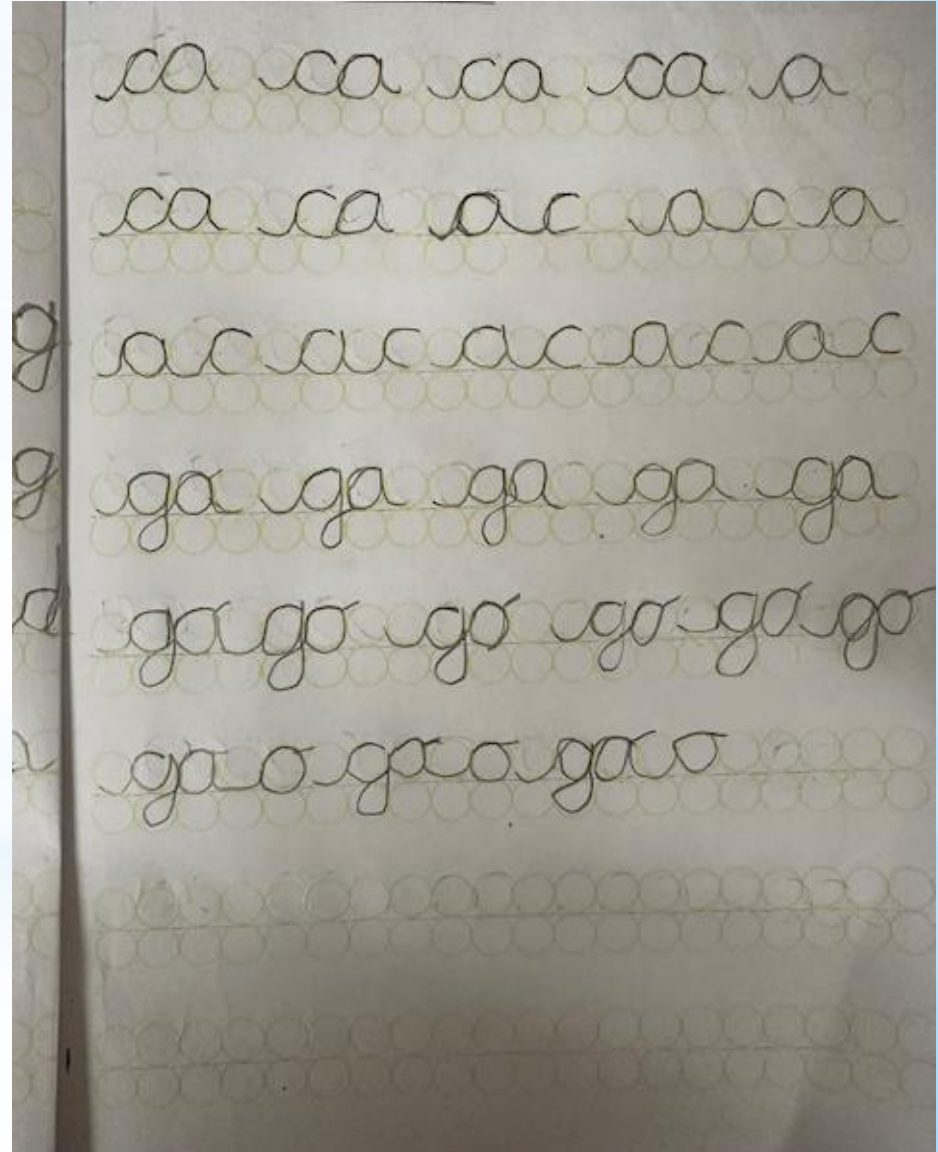



# Handwriting

[Continuous Cursive letter choice 2 beginners \(teachhandwriting.co.uk\)](http://teachhandwriting.co.uk)

	<b>The order of letters to be taught in cursive</b>
1.	The anti-clockwise letters:  <b>cadgqo es uy f</b>
2.	The 'stick' letters:  <b>litj</b>
3.	The clockwise letters:  <b>mnrhpb</b>
4.	The diagonal letters:  <b>kvwz</b>
5.	The anti-clockwise and clockwise letter:  <b>x</b>

# \*Bubble Writing Frames



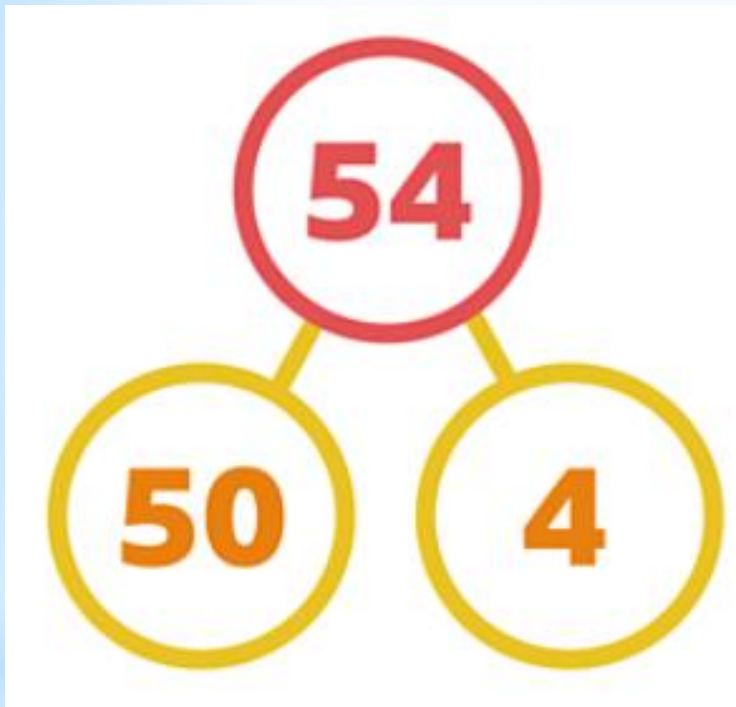




# KS1 SATs


**The end of KS1 SATs (Standard Assessment Tests) are now optional.**



# Maths - Place Value



2		2	
Tens		Ones	
			



# Supporting your child in Maths



- Play games such as Snakes and Ladders, Ludo, Shut the Box, Card games, Sudoku, etc
- Count in twos, fives and tens whilst walking to school.
- Ask your child to 'be the teacher' - can they teach you what they've learnt today in Maths?
- Relate Maths to real life - encourage your child to be involved with cooking (weighing and measuring) and shopping (using money).
- Collect acorns/conkers/leaves - can they group them into sets of 5s/10s/2s and count them this way?
- Talk about TIME! Plan events together to help your child to work out timings.





# PE

Our Outdoor PE day is **Friday** and the children should come to school dressed in their PE kits. This term, we are working on Throwing and Catching skills. We will also have a **Gym/movement** lesson in the hall related to a theme called 'Cities and Landscapes'.





# Uniform

## Winter

- \* Purple sweatshirt, cardigan or fleece with school logo
- \* Yellow polo shirt with school logo
- \* Smart grey trousers or smart grey shorts
- \* Grey skirt or grey pinafore dress
- \* Grey, black, white or coloured socks or tights
- \* Sensible, easily fastened coats
- \* Black shoes or black flat boots (no trainers or high heeled shoes please)

## Summer

- Purple Sweatshirt, cardigan or fleece with school logo
- Yellow polo shirt with school logo
- Smart grey shorts or smart grey trousers
- Purple or yellow checked dresses
- Light rain coat
- Black shoes (no trainers or high heeled shoes please) or closed-toe sandals (no crocs please)




# Water Bottles & Snack

Please continue to bring in water bottles.

Of course, if your child forgets their bottle, then we will provide them with a cup and fresh water in class.

Fruit will continue to be supplied daily, available for the children during morning playtimes.





# Punctuality

**Being on time is important - it is a vital life skill.**

Children have early work whilst the register is being taken; lateness disrupts not only the latecomer's learning, but that of the other children. It can also be embarrassing for the child.

Your child will receive a late mark if they are not in school when the registers are taken. If this is **persistent** then Mrs Kirkbride will write to you and there may be a referral made as our registers are checked by outside agencies.

At the end of the day children who are **persistently** collected late may also be referred.



# Attendance

**Good attendance is vital for good learning and success at school**

Our attendance is monitored regularly and you will be informed by letter if your child's attendance level falls below 95%. If your child's attendance falls below 90% a meeting will be arranged with Mrs Kirkbride to discuss how we can work together to improve it.

If levels of attendance do not improve then there will be Education Welfare Officer involvement.

Absence requests are not automatically authorised and if you are requesting an absence this must be put in writing. This may lead to a meeting with the headteacher.



# Safeguarding Information for Parents

Safeguarding our children is a very important part of our practice and it is important that parents are confident and knowledgeable about the school's arrangements to keep their child safe. Information for parents can be found on our website under the Our School tab: <https://www.ethelbert-road.kent.sch.uk/safeguarding>



**Are you worried about a child in our school?**

**Safeguarding is everyone's responsibility**

If you are concerned about a child in our school, please speak to someone today.

Staff should always act in the best interests of the child. Don't assume that a colleague or another professional will take action. If you have any concerns about a child's welfare act on them immediately.

**Safeguarding Governors**

Sally Stoker  
David Haigh

**Our Safeguarding Team**

 Mrs Kirkvide Headteacher	 Mrs Vitello Deputy/SENCO	 Mrs Cornell Mental Health and Wellbeing	 Mrs Rix Early Years
--	--	---	---

ANY concerns regarding the safety or well-being of any child in the school will be recorded by staff on CPOMS. Visitors or volunteers must speak to one of the Designated Safeguarding Lead (DSL) if they have any concerns. All concerns about staff, parents, governors, visitors and volunteers should be brought to the Headteacher's attention straight away.

In the event of an emergency or if the above staff are not contactable, please ring the following numbers for advice or consultation.

Area Safeguarding Adviser – 030004185503  
Central Duty Team – 03000 411111 (out of hours 03000 419191)

 Education Safeguarding Service 

# Online Safety

Our children are growing up in a world which is becoming more and more dependent on and accustomed to the digital world. Technology is such a big part of our lives now; there's no escaping it and there are many positives that we can gain from it so long as we can navigate it properly. This is why it is crucial that we help our children to learn how to safely participate!

Think of online safety in the same way you would road safety, we wouldn't tell our children that they should never cross a road or even go near a road but we teach them strategies: listen out for vehicles, look both ways. When they are tiny, children will be carried. As they get older, they will hold a grown-up's hand and eventually, they will cross independently, assessing the risks and using the strategies they've learned.



# Online Safety

The e-safety page on our school website (<https://www.ethelbert-road.kent.sch.uk/e-safety/>) details how we ensure we are keeping your children safe in school.

However, there are many resources available to support parents with teaching online safety at home, including some useful resources that help with filtering and parental controls as well as advice on communication with your children about their online experiences.

<https://www.internetmatters.org/>

<https://www.ceopeducation.co.uk/parents/>

<https://www.nspcc.org.uk/keeping-children-safe/online-safety/talking-child-online-safety/>

<https://saferinternet.org.uk/guide-and-resource/parents-and-carers>



# Meet the Governors



*Jonathan Richardson*

*Chair of Governors/Local Authority Governor*



*Michele Kirkbride*

*Headteacher*



*Janet Harris*

*Co-opted Governor*



*Sienna Constantine*

*Staff Governor*



*Tracey Hills*

*Co-opted Governor*

## *Ethelbert Road Governors*



*Amy Kelleher*

*Parent Governor*



*Rebecca Faithfull Quinlan*

*Parent Governor*



*Vanessa Bull*

*Co-opted Governor*



*Elaine Parkinson*

*Co-opted Governor*



*Lyn Jardine*

*Co-opted Governor*



*Siobhan Price*

*Co-opted Governor*



*Sally Stoker*

*Safeguarding / Co-opted Governor*



# SEND

- ***SEND stands for Special Educational Needs and Disability.***
- ***Our SEND Coordinator at Ethelbert Road is Mrs Vitiello.***
- ***At Ethelbert Road we constantly monitor the progress and attainment of all pupils.***
- ***Most pupils make good progress on their learning journey from EYFS to year 6 through our high-quality day to day teaching and our normal provision.***
- ***We follow the Main Stream Core Standards.***
- ***Most children need some level of additional support whilst at school.***
- ***If your child needs additional support, you will be informed and kept updated***
- ***If your child has a Special Educational Need they will be placed on the SEN register after a discussion with parents/ carers.***
- ***More information about our SEN provision, including the Main Stream Core Standards is on our website on <https://www.ethelbert-road.kent.sch.uk/special-educational-needs-and-disability/>***



# Targeted Support in Class

We are spending the first few weeks of term getting to know your children and assessing whether they need extra support in the areas of reading, writing, maths, speech or social skills. If your child has been chosen to have target support in these areas, I will be sharing their targets with you and explaining how this will take place. Please do not worry about this at all.



**Thank you for coming!**

**We look forward to a  
fabulous year!**