



Blue Class

Year 3

CURRICULUM & GENERAL INFORMATION

Staffing

Mrs Constantine – Class Teacher

Mrs da Costa – Teaching Assistant

Mrs Appleton – Science and RE (PPA cover – Term 1, 3 and 5)

Mrs Willis – Art/DT Teacher (Terms 2, 4 and 6)

Mrs Salt – Spanish Teacher

Miss Brown – Sports Coach

Mrs Kirkbride – Headteacher

Mrs Vitiello – Deputy Headteacher and SENCo

Mr Adkins – KS2 Lead

Meet Our Governors



Jonathan Richardson

Chair of Governors / Local Authority Governor



Michele Kirkbride

Headteacher



Janet Harris

Co-opted Governor



Sienna Constantine

Staff Governor



Tracey Hills

Co-opted Governor

Ethelbert Road Governors



Amy Kelleher

Parent Governor



Rebecca Faithfull Quinlan

Parent Governor



Vanessa Bull

Co-opted Governor



Elaine Parkinson

Co-opted Governor



Lyn Jardine

Co-opted Governor



Siobhan Price

Co-opted Governor



Sally Stoker

Safeguarding / Co-opted Governor

Safeguarding

Safeguarding our children is a very important part of our practice and it is important that parents are confident and knowledgeable about the school's arrangements to keep their child safe. Information for parents can be found on our website under the 'Our School' tab.

<https://www.ethelbert-road.kent.sch.uk/safeguarding>

If you would like any further information or have any questions, please do not hesitate to contact Mrs. Kirkbride (Headteacher and DSL) at headteacher@ethelbert-road.kent.sch.uk



Are you worried about a child in our school?

Safeguarding is everyone's responsibility

If you are concerned about a child in our school, please speak to someone today.

Staff should always act in the best interests of the child. Don't assume that a colleague or another professional will take action. If you have any concerns about a child's welfare act on them immediately.

Safeguarding Governors

Sally Stoker
David Hailgh

Our Safeguarding Team

 Mrs Kirkbride Headteacher	 Mrs Vitello Deputy SENCO	 Mrs Cornell Mental Health and Wellbeing	 Mrs Rix Early Years
--	---	--	--

ANY concerns regarding the safety or well-being of any child in the school will be recorded by staff on CPOMS. Visitors or volunteers must speak to one of the Designated Safeguarding Lead (DSL) if they have any concerns. All concerns about staff, parents, governors, visitors and volunteers should be brought to the Headteacher's attention straight away.

In the event of an emergency or if the above staff are not contactable, please ring the following numbers for advice or consultation.

Area Safeguarding Adviser - 030004185503
Central Duty Team - 03000 411111 (out of hours 03000 419191)

 Education Safeguarding Service 

Our School Rules



BE SAFE



BE KIND



BE READY

Be Safe

We walk in school

We ask adults for help

We tie long hair up

We line up quietly

We are honest



We wait our turn

We keep the classroom tidy

We follow instructions

We make the right choices

Be Kind

We use kind hands

We listen to others

We use kind words

We use manners

We use kind feet

We have a caring heart

We think of others' feelings

We look after property
and the environment

We accept everyone is special



Be ready

We come to school on time

We wear our school uniform

We listen



We ask questions

We do our homework

We are curious

We have the right equipment

We take part in lessons

We have good learning behaviours

Rewards



- ▶ Each week we will decide upon something that we wish to improve. This target will be related to one of our 3 School Rules. The aim is for every child to get their name moved up on the Recognition Board by the end of the week for achieving that target.
- ▶ Throughout the week, children can also earn house points.
- ▶ Our Celebration Assembly will take place on Friday afternoons where one child will receive a Star Award Certificate for their achievement.



Expectations in Year 3

Your children have now entered KS2 – the juniors!

As they progress through KS2, your children will be encouraged to be more and more independent.

Children will be encouraged to be responsible for their own belongings, including their pencil cases and other classroom equipment.

Pencil Cases

In Year 3, the children are very welcome to bring a pencil case into school.

General Content:

Pencils (ideally including a spare for when one needs sharpening)

Pencil Sharpener

Glue Stick

Eraser

Ruler

Colouring Pencils



Uniform



Winter

- Purple sweatshirt, cardigan or fleece with school logo
- Yellow polo shirt with school logo
- Smart grey trousers or smart grey shorts
- Grey skirt or grey pinafore dress
- Grey, black, white or coloured socks or tights
- Sensible, easily fastened coats
- Black shoes or black flat boots (no trainers or high heeled shoes please)

P.E. Kit

- Purple hoody with school logo
- Purple T-shirt with school logo
- Black Shorts
- Black tracksuit bottoms or black leggings
- Sports trainers
- Small bag or rucksack (we have limited space so no large rucksacks please)

Summer

- Purple Sweatshirt, cardigan or fleece with school logo
- Yellow polo shirt with school logo
- Smart grey shorts or smart grey trousers
- Purple or yellow checked dresses
- Light, rain coat
- Black shoes (no trainers or high heeled shoes please) or closed-toe sandals (no crocs please)

Bookbag

- Purple or blue bookbag, with school logo, that must fit in their tray.

- Earrings (small plain studs only)
- Hair (should be tied back)

- No make-up or nail varnish

Water Bottles and Snack

In Year 3, all children will be expected to have a water bottle in school.

The children can bring in a healthy snack. This could be a piece of fruit, dried fruit, a vegetables, a fruit roll up, healthy crackers, oatcakes, rice cakes, breadsticks or a piece of cheese.



Arrival and Dismissal

- ▶ The children enter the school through the main back door and exit via the classroom door.
- ▶ The school gate will open at 8:35am and the main back door will be open from 8:40am.
- ▶ Children should be collected from outside the Year R area at 3:15pm. Registers close at 8:50am so children should arrive at school before this time.
- ▶ Please help us to be vigilant during drop off and pick-up times. It is important that we can see the children leaving with their grown-ups.
- ▶ If someone else is collecting your child, please let us know in the morning or contact the office (they will pass a message on to us) or the class email (please ensure this is the day before to allow us time to pick this up).

Timetable

Timetable 2024 - 2025 - Term 1, 3 and 5

Time	Monday	Tuesday	Wednesday	Thursday	Friday			
08:45	EMW: Reading and Catch-Up	EMW: Words	EMW: Countdown	EMW: GPS	EMW: Friday Puzzle			
09:00	9:00 Assembly	Spanish	Key Skills: Handwriting	Key Skills: TT	Key Skills: Big Maths			
09:15			9:10 KS2 Assembly					
09:30	Maths		Key Skills: Spelling	Maths	Maths	Maths		
09:45								
10:00								
10:15	Break/W&S	Break/W&S	Break/W&S	Break/W&S	Break/W&S			
10:30								
10:45	Topic	Maths	Topic	Topic	Topic			
11:00		Topic						
11:15								
11:30								
11:45								
12:00	Lunch	Lunch	Lunch	Lunch	Lunch			
12:15								
12:30								
12:45								
13:00	Guided Reading	Guided Reading	Guided Reading	Guided Reading	Guided Reading			
13:15	Art/DT	Science	Computing	PE	PE: Fitness			
13:30					PSHE and RE			
13:45					Celebration Assembly			
14:00								
14:15		RE	e-safety	Class Assembly	Home time			
14:30		Music				KS2 Singing		
14:45	Class Book	Class Book	Class Book	Class Book	Home time			
15:00	Home time	Home time	Home time	Home time	Home time			
15:15			Staff Meeting					
15:30								
15:45								
16:00								
16:15								
16:30								
16:45								
17:00								

Timetable 2024 - 2025 - Term 2, 4 and 6

Time	Monday	Tuesday	Wednesday	Thursday	Friday			
08:45	EMW: Reading and Catch-Up	EMW: Words	EMW: Countdown	EMW: GPS	EMW: Friday Puzzle			
09:00	9:00 Assembly	Spanish	Key Skills: Handwriting	Key Skills: TT	Key Skills: Big Maths			
09:15			9:10 KS2 Assembly					
09:30	Maths	Key Skills: Spelling	Maths	Maths	Maths			
09:45								
10:00								
10:15	Break/W&S	Break/W&S	Break/W&S	Break/W&S	Break/W&S			
10:30								
10:45	Topic	Maths	Topic	Topic	Topic			
11:00		Topic						
11:15								
11:30								
11:45								
12:00	Lunch	Lunch	Lunch	Lunch	Lunch			
12:15								
12:30								
12:45								
13:00	Guided Reading	Guided Reading	Guided Reading	Guided Reading	Guided Reading			
13:15	Science	Art/DT	Computing	PE	PE: Fitness			
13:30					PSHE and RE			
13:45			e-safety		Celebration Assembly			
14:00								
14:15	Music	KS2 Singing	Class Assembly	Home time				
14:30								
14:45	Class Book	Class Book	Class Book	Class Book				
15:00	Home time	Home time	Home time	Home time	Home time			
15:15			Staff Meeting					
15:30								
15:45								
16:00								
16:15								
16:30								
16:45								
17:00								

Topics and Trips

During Topic sessions, the children will be covering English, history and geography objectives.

The Stone Age (Kent Life)

Christmas Production (surprise trip!)

Volcanoes (Create a volcano workshop)

The Roman Invasion of Britain (Richborough Roman Fort)

Healthy Eating (Brogdale Farm?)

Termly Curriculum Map

Maths

Place Value within 1000

- Partition numbers to 1000
- Use a number line to 1000
- Represent numbers to 1000
- Compare numbers to 1000

Addition and Subtraction

- Adding and subtracting 10s and 100s
- Adding and subtracting across 10s and 100s

R.E.

Hinduism We will explore the key question, 'What does it mean to be a Hindu in Britain today?'

Spanish

Las mascotas - pets We will learn names for pets and how to say which pets we have/like.

P.E.

Our PE day will be Thursday. We will be focusing on Rugby and taking part in some Tag Rugby games.

Art/DT

We will be making silhouettes, cave paintings and necklaces.

PSHE


We will learn the importance of personal hygiene, mindfulness and exercise.

English

- We will be enjoying 'Stig of the Dump' by Clive King over the course of the whole term.
- We will also be sharing 'Stone Age Boy' by Satoshi Kitamura. We will be using this text as a basis for our writing.
- Later in the term, we will be reading 'How to Wash a Woolly Mammoth' by Michelle Robinson. We will use this to inspire our own instructions for washing a woolly mammoth!

The Stone Age

Year 3 Term 1



Subject Specific Vocabulary

prehistoric	Palaeolithic	Mesolithic	Neolithic
hunter-gatherer	flint	handaxe	borer spears
fur pelt	mammoth	cave paintings	

Magic Moments (Enrichment)


Stone Age Boy:
Drama workshop
Trip to Kent Life

Computing

Computing Systems and Networks

We will develop our understanding of digital devices and compare digital and non-digital devices. We will be introduced to computer networks.

Exciting Books



Topic

The Stone Age

We will learn about the Stone Age period. We will be thinking about what life was like during this time and how things have changed.

Science

Rocks, Fossils and Soils

We will be learning about how rocks, fossil and soils are formed and their different properties.

Music

I've Been To Harlem We will sing a call-and-response song altogether.

The termly map identifies the specific topics that we will cover for the different subjects during each term and is available on our class page.

It can be found via the curriculum link.

Reading



In school:

- ▶ We will read banded books with children who could benefit from some additional support to develop their reading fluency.
- ▶ ALL children will select a book of their choice to keep on their desk to read for pleasure.
- ▶ Every child has been placed into an appropriate guided reading group which will work on a cycle to develop fluency/comprehension, as appropriate.

At home:

- ▶ Children can read their own texts from home (books, comics, annuals, manuals etc.)
- ▶ Children are more than welcome to take books home from school (book band books, books from the book corner, books from Magical Story Land)

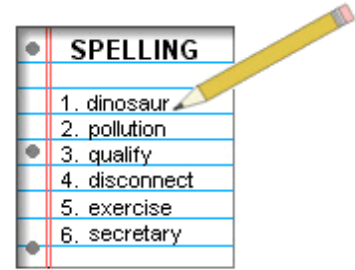
Supporting your child in reading and writing

READING: frequently listening to and reading to your child
questioning
discussing their ideas
becoming a library member



WRITING: keeping diaries
letter writing/emailing family and friends
'fun writing' using coloured pencils or different writing implements
'play' with words

Spellings



Spellings will be given on Monday, ready for 'checking' in class on Friday.

Ways in which you can support your child's spelling skills and ability by:

- *Practising the spelling of common exception words
- *Crosswords/word puzzles
- *Playing scrabble/boggle/hangman
- *Shopping lists
- *Playing games on www.spellingframe.co.uk

Supporting your child in Maths



Play board games such as Monopoly, Ludo, Backgammon, Shut the Box, card games, Sudoku, etc.

Encourage your child to be involved with cooking (weighing and measuring) and shopping (using money).



Talk about time! Plan events together to help your child to work out timings.

Times Table Check

The children will take a Times Table Check at the end of Year 4.

It will check children's multiplication and division knowledge using times tables up to 12×12 . Each question will have a 6 second time limit — not dissimilar to the TTRockstars 'Soundcheck'.

P.E.

Our P.E. session will be on Thursday afternoons (often with Year 4 children). Please send your child to school in their PE kit.

We will go out in all weathers so please dress appropriately for all weathers and bring in a rain coat if necessary. **Please note, children MUST remove their earrings before PE lessons.**

Fitness Session

The children will have an additional short fitness session on Friday afternoon.

Faversham Gym

We will be going to the gym during Term 3.

PSHE.



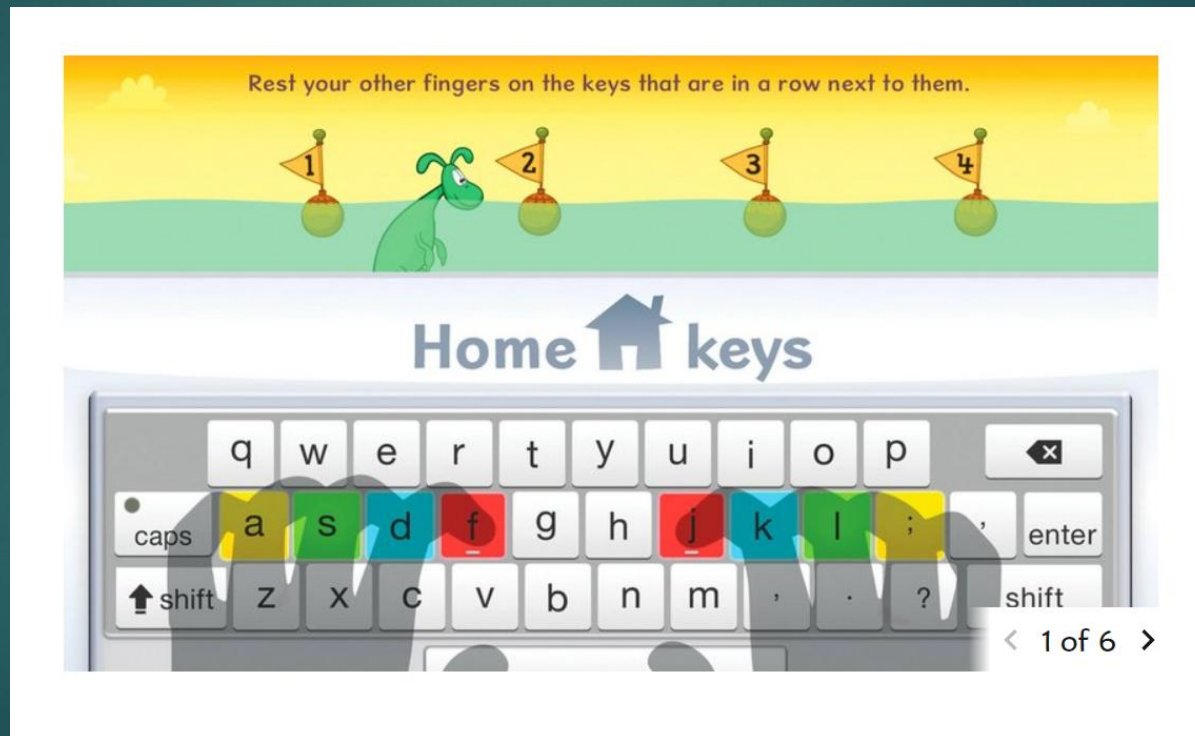
Our PSHE scheme is called Lifewise and it covers Health and Wellbeing, Relationships and Living in the Wider World.

Please take the time to read the 'Parent's Document' on our PSHE page to familiarise yourselves with the content that will be delivered to your children.

<https://www.ethelbert-road.kent.sch.uk/lifewise-scheme/>

Computing

Nessy Fingers — Touch Typing (at School and at Home)



Online Safety

Our children are growing up in a world which is becoming more and more dependent on and accustomed to the digital world. Technology is such a big part of our lives now; there's no escaping it and there are many positives that we can gain from it so long as we can navigate it properly. This is why it is crucial that we help our children to learn how to safely participate!

Think of online safety in the same way you would road safety, we wouldn't tell our children that they should never cross a road or even go near a road but we teach them strategies: listen out for vehicles, look both ways. When they are tiny, children will be carried. As they get older, they will hold a grown-up's hand and eventually, they will cross independently, assessing the risks and using the strategies they've learned.



Online Safety



The e-safety page on our school website (<https://www.ethelbert-road.kent.sch.uk/e-safety/>) details how we ensure we are keeping your children safe in school.

However, there are many resources available to support parents with teaching online safety at home, including some useful resources that help with filtering and parental controls as well as advice on communication with your children about their online experiences.

<https://www.internetmatters.org/>

<https://www.ceopeducation.co.uk/parents/>

<https://www.nspcc.org.uk/keeping-children-safe/online-safety/talking-child-online-safety/>

<https://saferinternet.org.uk/guide-and-resource/parents-and-carers>

Homework

Spellings

Spellings will go out on Monday and will be checked in school on Friday.

Reading

Reading is essential to ALL areas of learning. Children should be reading at home regularly, ideally for 15 minutes or more per night. Reading Records should be taken home every night and returned to school the next day. Children can independently record their reading at home or alternatively, if you are reading together, you may wish to make a note yourself.

Times Tables

Times Tables will go out on Thursday and will be checked in school the following Thursday. Children can access TTRockstars at home and at school to support their learning.

SEND



SEND stands for Special Educational Needs and Disability. Our SENCo (SEN Co-Ordinator) is Mrs Vitiello.

At Ethelbert Road, we constantly monitor the progress and attainment of all pupils. Most pupils make good progress on their learning journey from EYFS to year 6 through our high-quality day to day teaching and our normal provision, following the Mainstream Core Standards (a framework to support pupils with SEND).

Most children need some level of additional support whilst at school and you will be informed and kept updated if this is the case for your child.

If you have concerns about your child and wish to discuss this further, please speak to me and we can arrange a meeting (if you wish). I will consult with Mrs Vitiello and will arrange further meetings where appropriate.


If your child has a Special Educational Need they will be placed on the SEN register after a discussion with parents/ carers.

For more information about our SEN provision, including the Mainstream Core Standards and relevant policies, visit our website on <https://www.ethelbert-road.kent.sch.uk/special-educational-needs-and-disability/>.

Class Provision

We are spending the first few weeks of term getting to know your children and assessing their need for any targeted support. If your child is being provided with additional support in any areas, I will share this document with you and explain what this will look like.

Blue Class Class Page



Communication

Communication is really essential. If there is important information which the class teacher needs to know, please let the office know via email, email the class email address or write a note.

If there is something urgent which you need to talk about, the staff in the school office will always try to find someone who can help you if the class teacher is teaching.

If what you need to speak about requires a longer discussion, please email to arrange a mutually convenient time with the class teacher.

If you would like to talk to someone in confidence about a safeguarding issue or family circumstances, please speak to Mrs Kirkbride who is our Designated Safeguarding Lead. In her absence, please speak to Mrs Vitiello or Mrs Cornall who are the Deputy Designated Safeguarding Officers.

Email me at...

y3 @ethelbert-road.kent.sch.uk

Each year group has their own email address to help parents communicate with their child's teacher. Please note that the teachers will check their emails Monday-Friday between 3:30-4:00pm. Due to workload, we may not be able to respond on the same day, however please be reassured I will get back to you within 3 working days. If you have an urgent issue, please contact school via the school office.

Please continue to email the office with any absence/holiday/medical issues and general enquiries.

Can you help us?



Do you have any talents you can share with us or any expertise our children could learn from?

Do you have any time where you could help out by being a volunteer reader, be part of the school fundraising groups or support in any other way?

Please let me know if you can help out in any way!

Any Questions?

